



Smart

Washroom

Ascendo Pte Ltd





Introduction

- Newest Design
- Sleek
- Intuitive
- Aesthetically pleasing
- Improved Dashboard



Sensors

Air Quality Sensor

Toilet Roll Sensor

Hand Towel Sensor

Bin Fullness Sensor

Heat Map Occupancy Sensor




Smart Indicators

Cubicle Availability Indicator

Male/ Female Toilet Cubicle Availability Indicator (Outside Toilets)

Handicap/ Nursing Room Availability Indicator (Outside Toilets)





Air Quality Sensor



Toilet Roll

Sensor





Hand Towel Sensor



Bin Fullness


Sensor






Heat Map Occupancy Sensor





Cubicle Availability Indicator






Cubicle Availability Indicator



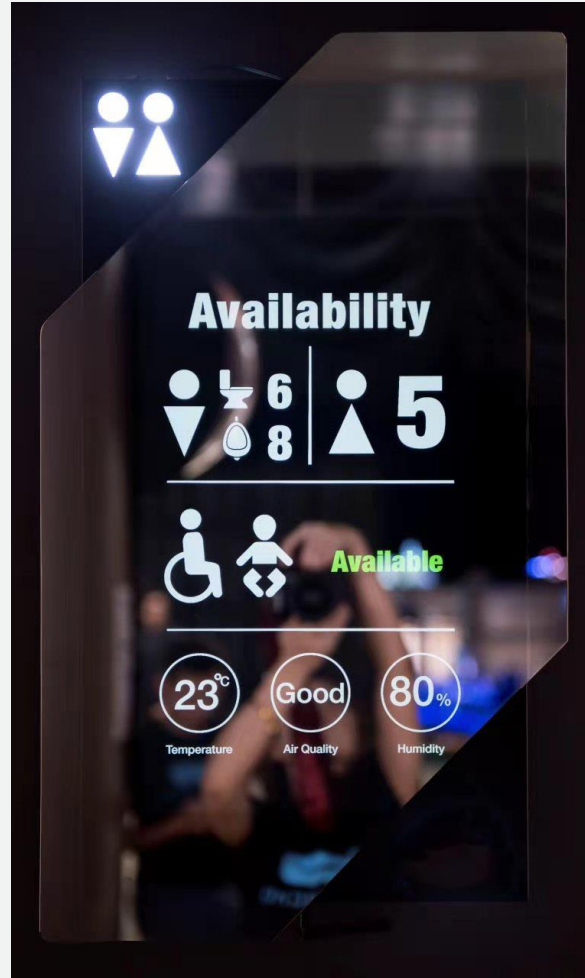
Cubicle Indicators



Indicators Lighting



**Male/ Female
Toilet Cubicle
Availability
Indicator
(Outside Toilets)**





***Handicap/ Nursing
Room Availability
Indicator (Outside
Toilets)***





SMART WASHROOM SOLUTION

Login

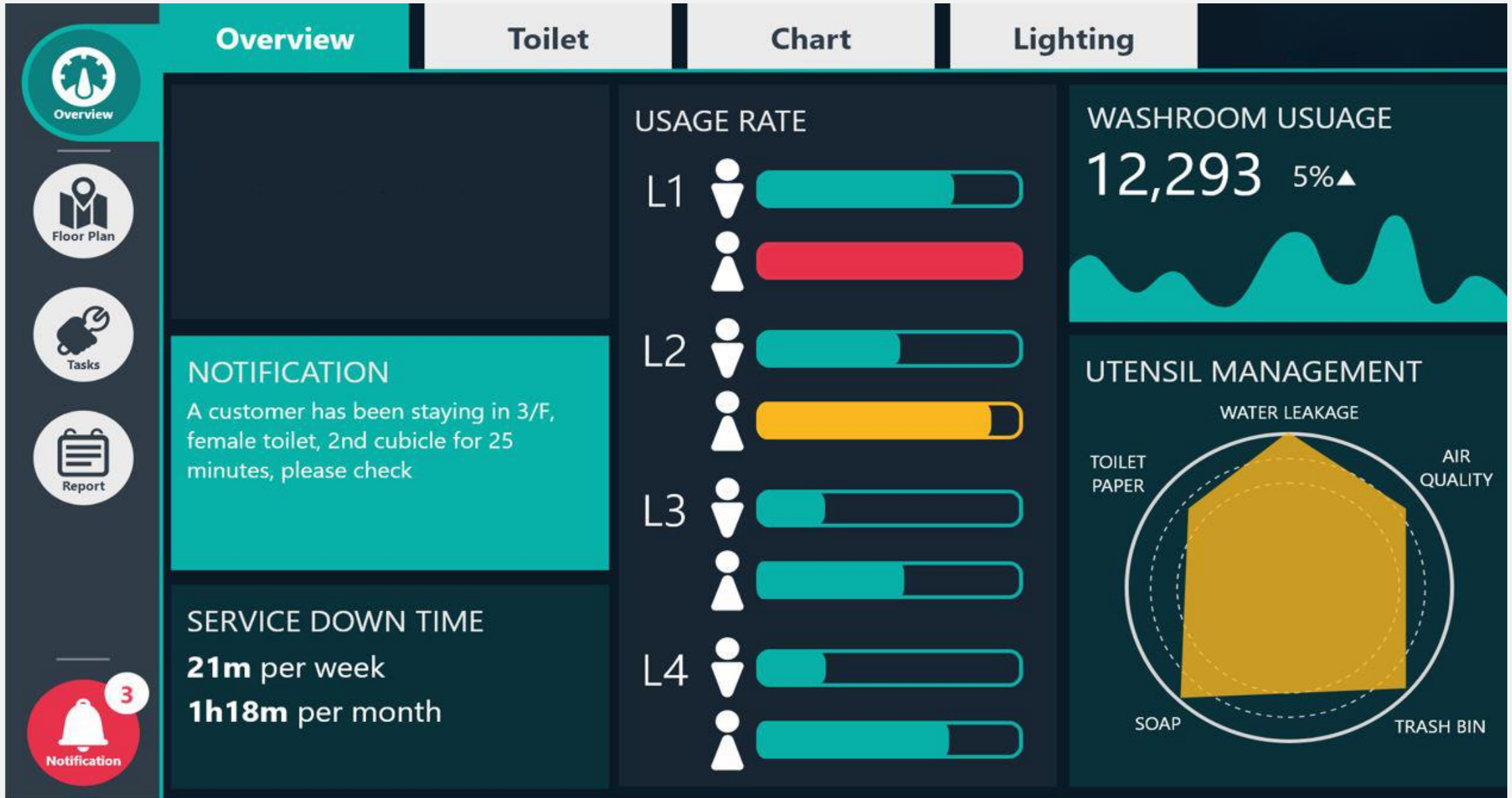
Stay login for 30 days

Login

[Forgot Username / Password?](#)



Overview



















Total Toilets Status

Overview	Toilet	Chart	Lighting				
Name	People Count	Usage Rate	Toilet Paper	Soap Level	Trash Bin	IAQ	Map
L1							
Male Toilet 01	1233	<div><div style="width: 75%;"></div></div>	●	●	●	●	📍
Male Toilet 02	688	<div><div style="width: 50%;"></div></div>	●	●	●	●	📍
Female Toilet 01	1326	<div><div style="width: 90%;"></div></div>	●	●	●	●	📍
Female Toilet 02	699	<div><div style="width: 60%;"></div></div>	●	●	2	●	📍
L2							
Male Toilet 01	322	<div><div style="width: 75%;"></div></div>	●	●	●	●	📍
Male Toilet 02	308	<div><div style="width: 50%;"></div></div>	●	1	●	●	📍
Female Toilet 01	703	<div><div style="width: 60%;"></div></div>	●	●	●	●	📍
Female Toilet 02	624	<div><div style="width: 60%;"></div></div>	●	●	●	●	📍



To Do List for the Cleaner

Tasks List					
Floor	Location	No.	Task	Elapsed Time	Map
L3	Male Toilet 02	05	 Toilet Paper Replacement	0:21	
L2	Corridor 04	07	 Trash Bin Replacement	0:9	
L1	Female Toilet 01	01	 Toilet Paper Replacement	0:17	
L1	Female Toilet 01	01	 Sanitizer Replacement	0:41	
L1	Female Toilet 01	04	 Soap Replacement	0:23	
L1	Female Toilet 01	07	 Soap Replacement	0:03	
L1	Corridor 03	06	 Trash Bin Replacement	0:38	
L1	Corridor 03	09	 Trash Bin Replacement	0:08	



Overview



Floor Plan



Tasks



Report



Notification



Notification to Supervisor

The dashboard features a navigation bar with 'Overview', 'Toilet', 'Chart', and 'Lighting' tabs. The 'Overview' tab is active, showing a 'USAGE RATE' bar chart with multiple horizontal bars in teal, red, yellow, and light blue. A notification overlay is displayed on the left, listing three alerts: 'L1 Male Toilet 01 Cubicle 3 is out of toilet paper' at 15:22, 'L2 Female Toilet 02 Cubicle 8, customer stay inside for 25 minutes' at 15:35, and 'L1 Male Toilet 01 Cubicle 3 is out of sanitizer' at 16:09. On the right, the 'WASHROOM USAGE' section shows a total of 12,293 with a 5% increase, accompanied by a teal area chart. Below this, the 'UTENSIL MANAGEMENT' section features a circular diagram with a yellow house-shaped area in the center, surrounded by labels for 'TOILET PAPER', 'WATER LEAKAGE', 'AIR QUALITY', 'SOAP', and 'TRASH BIN'. A notification bell icon with a '3' badge is located in the bottom left corner of the dashboard.

Notification

- 15:22 L1 Male Toilet 01 Cubicle 3 is out of toilet paper
- 15:35 L2 Female Toilet 02 Cubicle 8, customer stay inside for 25 minutes
- 16:09 L1 Male Toilet 01 Cubicle 3 is out of sanitizer

USAGE RATE

WASHROOM USAGE
12,293 5%▲

UTENSIL MANAGEMENT

WATER LEAKAGE
TOILET PAPER
AIR QUALITY
SOAP
TRASH BIN



Total Consumables

洗手間

廁所列表

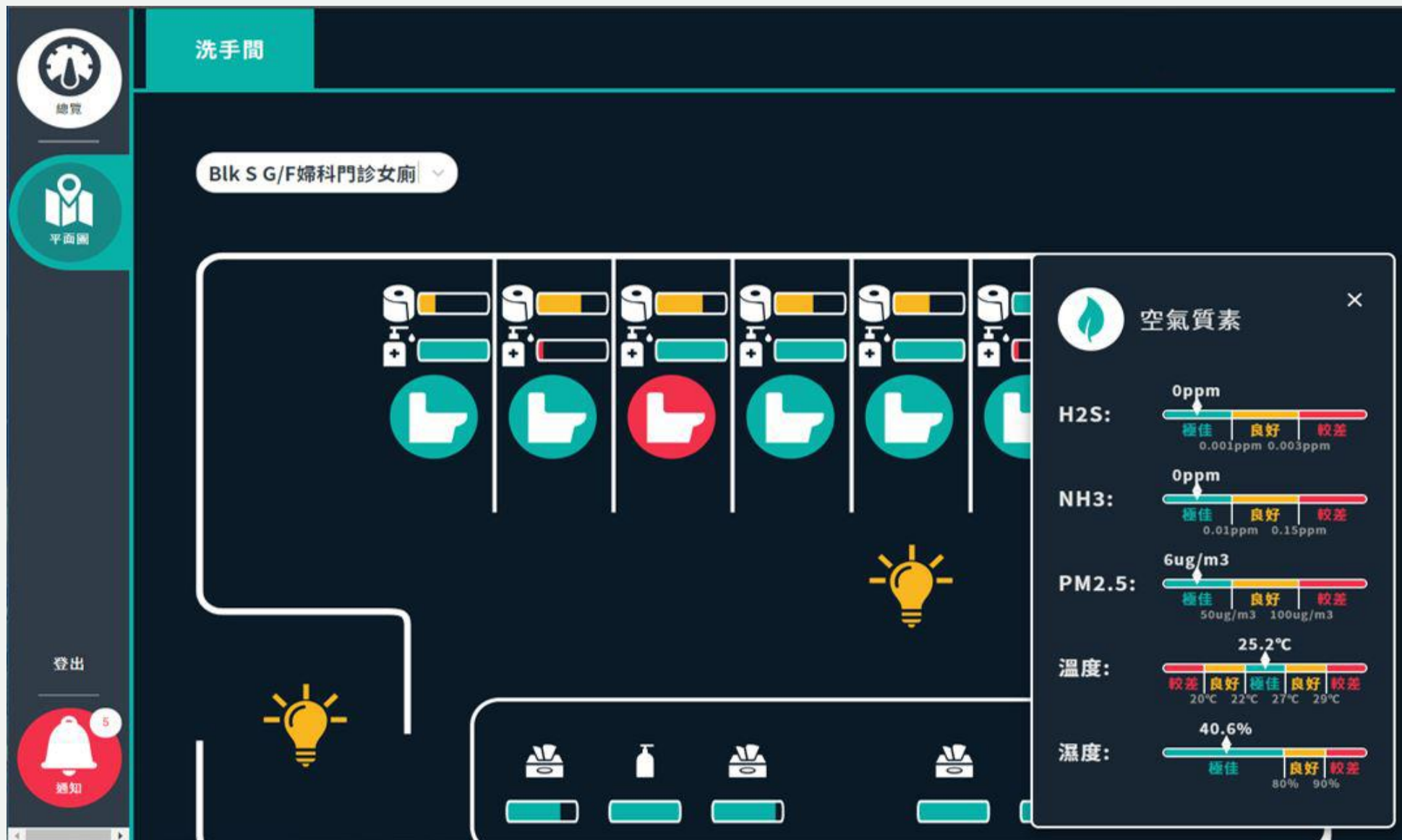
Restroom Unit	Paper	Soap	Hand Sanitizer	Status
1	Full	Full	Full	OK
2	Low	Low	Low	Alert
3	Full	Full	Full	OK
4	Low	Low	Low	Alert
5	Full	Full	Full	OK
6	Full	Full	Full	OK
7	Full	Full	Full	OK
8	Full	Full	Full	OK

登出

G/F 女廁 01



Air Quality Sensors



Why Smart Washroom?



Pleasant Analysis Display (Dashboard)

01

Full overview
of managing
washrooms

02

Better
Delegation of
manpower

03

Real Time
Update of
Status



Cost Saving

Better delegation meaning lesser manpower needed

1 manager can manage multiple sites

Remote managing instead of constantly having to be at 1 location



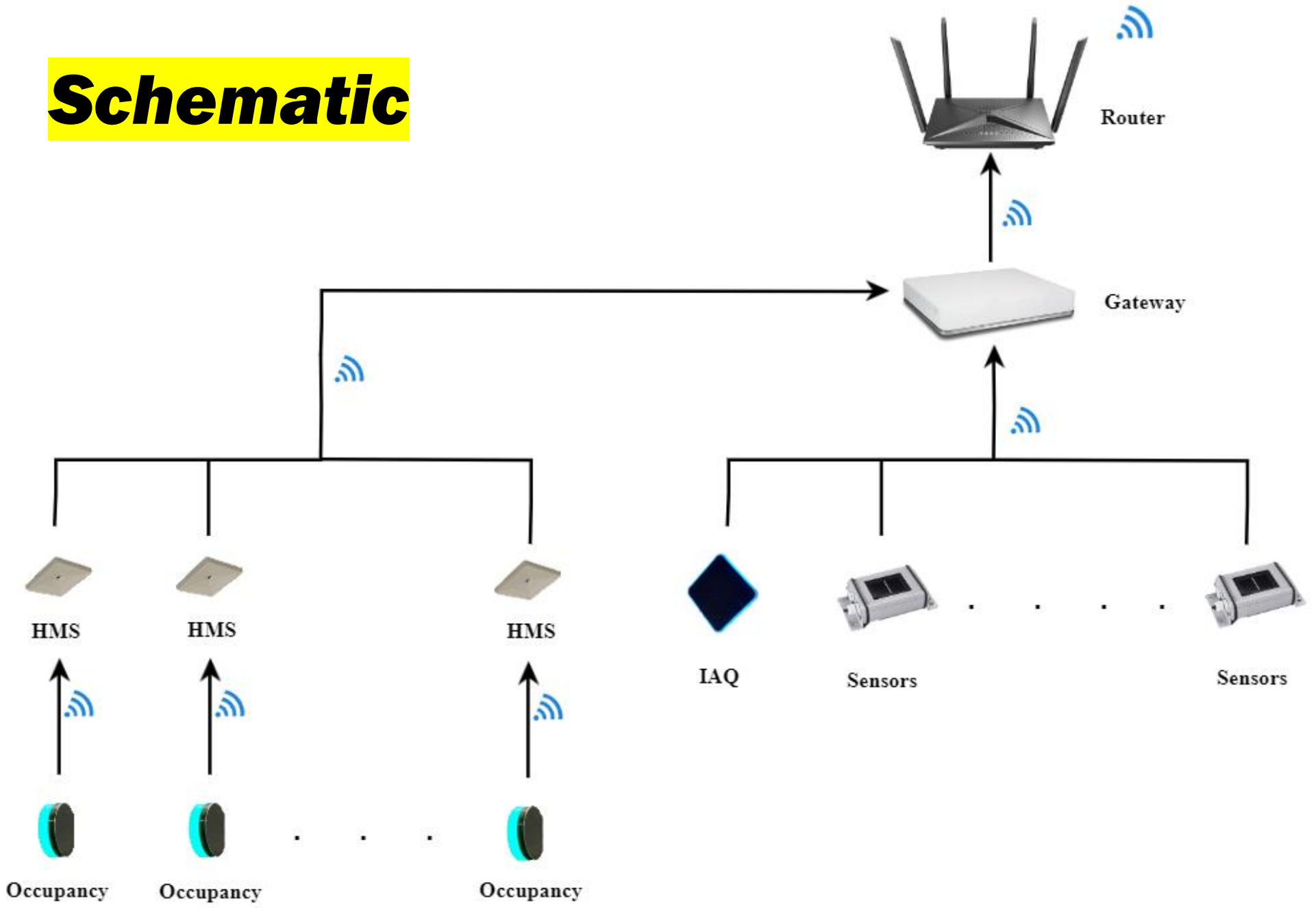


- Real time information allows fast response
- Lesser complaints from tenants
- Building managements knows how well-maintained toilets are
- Annual Reports will reflect better of building management

Improved KPI



Schematic



Q&A



Contact Us:

Phone Number: (+65) 6741 1218

Email: sales@ascendo.com.sg



Thank you

